




# GUESS THE FRUIT

YOUNGER ELEMENTARY SMALL GROUP  
FRUIT OF THE SPIRIT

PAGE 1 OF 1


PREP: Print the printable page and cut out (1 card per kid).




**APPLE**




**PINEAPPLE**




**BANANA**




**GRAPE**




**ORANGE**



**BLUEBERRY**



**STRAWBERRY**



**PEAR**




# FRUIT FINDERS

YOUNGER ELEMENTARY SMALL GROUP  
FRUIT OF THE SPIRIT

PAGE 1 OF 4

PREP: Print the printable pages and cut out.






# FRUIT FINDERS

YOUNGER ELEMENTARY SMALL GROUP  
FRUIT OF THE SPIRIT

PAGE 2 OF 4

PREP: Print the printable pages and cut out.






# FRUIT FINDERS

YOUNGER ELEMENTARY SMALL GROUP  
FRUIT OF THE SPIRIT

PAGE 3 OF 4

PREP: Print the printable pages and cut out.






# FRUIT FINDERS

YOUNGER ELEMENTARY SMALL GROUP  
FRUIT OF THE SPIRIT

PAGE 4 OF 4

PREP: Print the printable pages and cut out.






# FRUIT FINDERS

YOUNGER ELEMENTARY SMALL GROUP  
FRUIT OF THE SPIRIT

**PERSONALIZABLE**  
PAGE 1 OF 4

**PREP:** Print the printable pages and cut out.






# FRUIT FINDERS

YOUNGER ELEMENTARY SMALL GROUP  
FRUIT OF THE SPIRIT

CUSTOMIZABLE  
PAGE 2 OF 4

PREP: Print the printable pages and cut out.






# FRUIT FINDERS

YOUNGER ELEMENTARY SMALL GROUP  
FRUIT OF THE SPIRIT

CUSTOMIZABLE  
PAGE 3 OF 4

PREP: Print the printable pages and cut out.





# FRUIT FINDERS

YOUNGER ELEMENTARY SMALL GROUP  
FRUIT OF THE SPIRIT

CUSTOMIZABLE  
PAGE 4 OF 4

PREP: Print the printable pages and cut out.





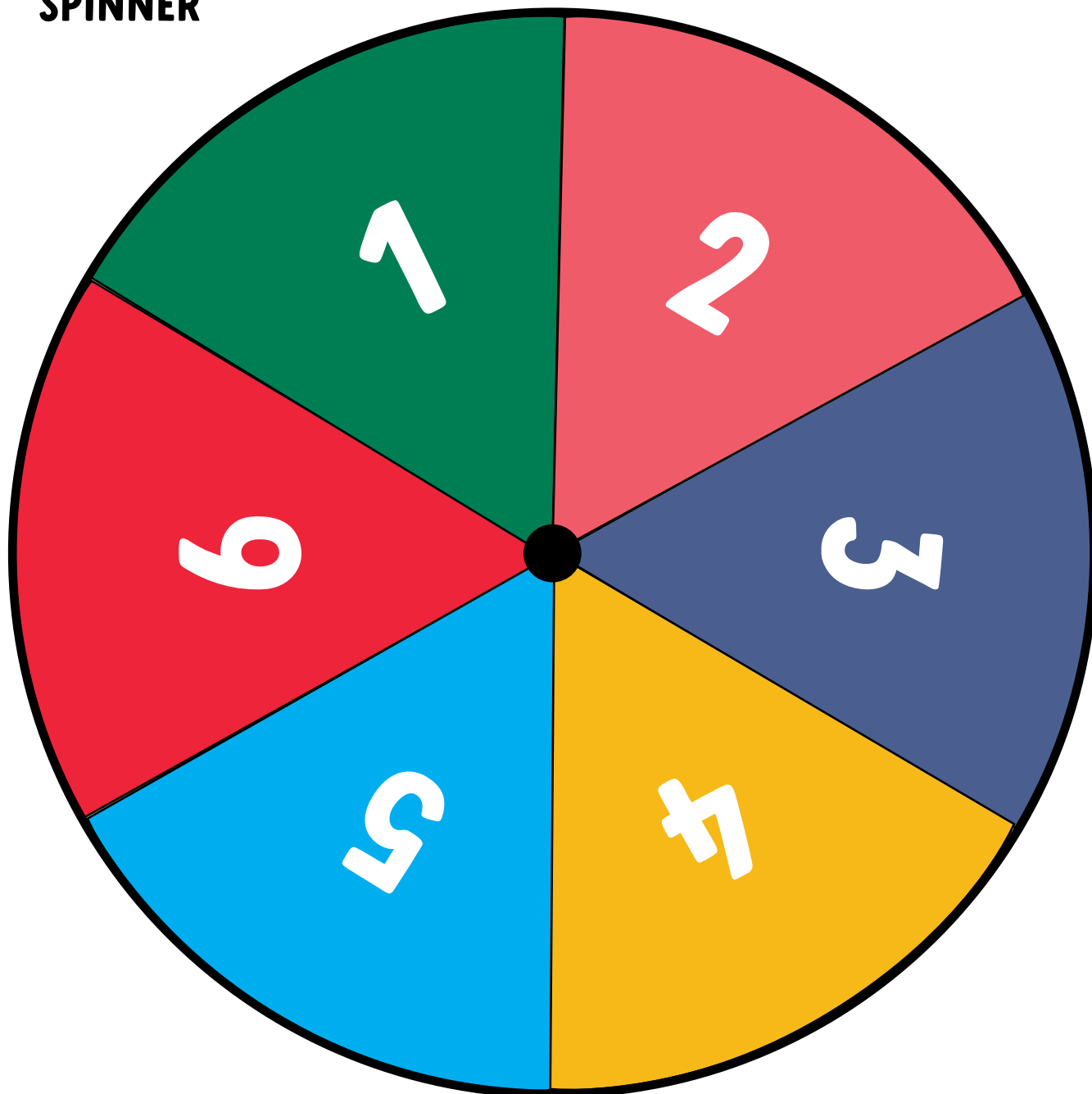
# SPIN A STORY

YOUNGER ELEMENTARY SMALL GROUP  
FRUIT OF THE SPIRIT

PAGE 1 OF 2

PREP: Print the printable pages.

## SPINNER





### LIFE APPLICATION

1. **Read:** Mark 4:35-40.

**Discuss:** What fruit of the Spirit was Jesus showing?

**Say:** Jesus showed **peace** by trusting God and calming the storm.

2. **Read:** Matthew 9:35-36.

**Discuss:** What fruit of the Spirit was Jesus showing?

**Say:** Jesus showed **goodness** by caring for people who needed help.

3. **Read:** Matthew 26:5-54.

**Discuss:** What fruit of the Spirit was Jesus showing?

**Say:** Jesus showed **self-control** by choosing not to fight back and following God's plan.

4. **Read:** John 20:24-28.

**Discuss:** What fruit of the Spirit was Jesus showing?

**Say:** Jesus showed **patience** by gently helping Thomas believe.

5. **Read:** Luke 22:40-44.

**Discuss:** What fruit of the Spirit was Jesus showing?

**Say:** Jesus showed **faithfulness** by praying and obeying God, even though it was hard.

6. **Read:** Matthew 8:1-3.

**Discuss:** What fruit of the Spirit was Jesus showing?

**Say:** Jesus showed **love** by touching and healing someone others avoided.



# TAKE-HOME

YOUNGER ELEMENTARY  
FRUIT OF THE SPIRIT

FRUIT OF THE SPIRIT

Galatians 5:13–26

## BRITE Idea

The Holy Spirit helps us live like Jesus.



## MONTHLY *Memory Verse*

May God equip you with everything good that you may do His will, working in us that which is pleasing in His sight, through Jesus Christ.

**(HEBREWS 13:21A)**



### WHO PERFECTLY DEMONSTRATES THE FRUIT OF THE SPIRIT?

Jesus is the perfect example of love, joy, peace, patience, kindness, goodness, faithfulness, gentleness and self-control.



### HOW DO WE LIVE LIKE JESUS?

We can't live like Jesus by our own effort. We walk in the Spirit, allowing Him to change us and following His lead.

HOW IS GOD INVITING  TO RESPOND?

Large empty rounded rectangle for drawing or writing a response.



DRAW OR WRITE YOUR RESPONSE

## CHOOSE YOUR *Challenge*

- Memorize Hebrews 13:21a by making a verse poster.
- Find a Fruit of the Spirit song and listen to it with your parents.
- Ask God to help you walk in the Spirit and show the fruit of the Spirit to others.

**SCAN ME!**

FOR AT-HOME DISCIPLESHIP DISCUSSION



## NAVIGATING A BROKEN WORLD


Manifesting can be a tough topic for kids. We can help kids view this topic through the lens of Scripture. Learn more about this and how to have a conversation at home here:

[Britecurriculum.com/tough-topics](https://Britecurriculum.com/tough-topics)




ILLUSTRATION TO COLOR

MAZE



TIC TAC TOE





# TAKE-HOME CUSTOMIZABLE

YOUNGER ELEMENTARY  
FRUIT OF THE SPIRIT

FRUIT OF THE SPIRIT

Galatians 5:13–26

## BRITE Idea

The Holy Spirit helps us live like Jesus.



## MONTHLY Memory Verse

(HEBREWS 13:21A)



### WHO PERFECTLY DEMONSTRATES THE FRUIT OF THE SPIRIT?

Jesus is the perfect example of love, joy, peace, patience, kindness, goodness, faithfulness, gentleness and self-control.



### HOW DO WE LIVE LIKE JESUS?

We can't live like Jesus by our own effort. We walk in the Spirit, allowing Him to change us and following His lead.

HOW IS GOD INVITING **ME** TO RESPOND?



Large empty box for drawing or writing a response.



DRAW OR WRITE YOUR RESPONSE

## CHOOSE YOUR Challenge

- Memorize Hebrews 13:21a by making a verse poster.
- Find a Fruit of the Spirit song and listen to it with your parents.
- Ask God to help you walk in the Spirit and show the fruit of the Spirit to others.

SCAN ME!

FOR AT-HOME DISCIPLESHIP DISCUSSION



## NAVIGATING A BROKEN WORLD

Manifesting can be a tough topic for kids. We can help kids view this topic through the lens of Scripture. Learn more about this and how to have a conversation at home here:

[Britecurriculum.com/tough-topics](https://Britecurriculum.com/tough-topics)

